

THE BOMBAY PUBLIC TRUSTS ACT, 1950
SCHEDULE - VIII
CENTRE FOR EDUCATION & DOCUMENTATION


Registered No.: F-4771 (MUM)

BALANCE SHEET AS AT 31st MARCH 2015

As at 31/03/2014 Rs.	FUNDS & LIABILITIES	As at 31/03/2015 Rs.	As at 31/03/2014 Rs.	PROPERTY & ASSETS	As at 31/03/2015 Rs.
	TRUSTS FUNDS OR CORPUS:			IMMOVABLE PROPERTIES:- (At Cost)	
	CORPUS FUNDS:			607,122 LAND & BUILDING: (Refer Schedule 3)	
4,291,000	a. Geetanjali Corpus Fund	4,291,000		Balance as per last Balance sheet	607,122
3,270,201	b. General Corpus Fund	3,270,201		Add: During the year	
1,200,268	c. Special Corpus Fund (F)	1,200,268			607,122
4,831,803	d. Special Corpus Fund (I)	4,831,803		Less: Sales during the year	
282,209	e. SU-CED Corpus Fund (F)	282,209		Depreciation upto date (Notional)	60,713
6,971,256	f. Sir Dorabji Tata Trust-CED Corpus Fund	6,971,256			546,409
199,000	g. Life Membership Fund	199,000		60,839 FURNITURE & FIXTURES: (Refer Schedule 3)	
365,841	h. Publication Corpus Fund	365,841		Balance as per last Balance sheet	60,839
				Add: During the year	
					60,839
	TRUST FUNDS:			Less: Sales during the year	
152,230	Earmarked Project Fund: (Refer Schedule 1)	113,383		Depreciation upto date (Notional)	6,084
1,535,475	Stall Social Security Fund:	1,535,475			54,755
	Add: Trf. from Inc. & Exp.	619		551,611 OTHER FIXED ASSETS:- (Refer Schedule 3)	
				Balance as per last Balance sheet	551,611
1,219,572	Fixed Assets Fund: (Refer Schedule 2)	1,039,434		Add: During the year	
					551,611
	LOANS (SECURED OR UNSECURED):			Less: Sales during the year	36,000
	From Trustees			Depreciation upto date (Notional)	77,341
	From Others				438,270
					1,039,434
	LIABILITIES			22,706,077 OTHER FIXED ASSETS- LWR Project :- (Refer Schedule 3)	
	For Expenses			Balance as per last Balance sheet	
	For Advances			Add: During the year	812,309
	For Rent & Other Deposit				812,309
267,619	Library Deposits	269,619		Less: Sales during the year	
	Rent Deposits			Depreciation upto date	121,846
	For Sundry credit balances		269,619		690,463
					22,331,776
	ADVANCES:			8,348 INVESTMENTS: (Refer Schedule 4)	
	INCOME & EXPENDITURE A/C:			LOANS(SECURED OR UNSECURED):	
				Loans Scholarship	
				Other Loans	
				8,348 ADVANCES:	
				To Trustees	
				To Employees	
				To Contractors	
				To Lawyers	
				To Others: CC Avenue	3,348
				To Others: BSNL Telephone Deposit	5,000
					8,348
				INCOME OUTSTANDING:	
				Rent	
				Interest	
				Other Income	
				120,957 TAX DEDUCTED AT SOURCE:	
				a. SSS A/c	
				b. Indian A/c	90,583
				c. Foreign A/c	
					90,583
				531,520 CASH & BANK BALANCES: (Refer Schedule 5)	
					209,504
				FIXED DEPOSITS:	
24,586,474	TOTAL	24,370,108	24,586,474	TOTAL	24,370,108

The above Balance Sheet to the best of our knowledge and belief contains a true and fair view of the Trust Funds and Liabilities and Property and Assets of the Trust.


For CENTRE FOR EDUCATION & DOCUMENTATION



NBS & CO.
CHARTERED ACCOUNTANTS

(Signature)
Devdas Bhat
Partner
Mem. No. 48094

MUMBAI
DATED: 24th September 2015



CENTRE FOR EDUCATION & DOCUMENTATION

SCHEDULE 1: EARMARKED PROJECT FUNDS


<i>As at</i> <i>31/03/2014</i> <i>Rs.</i>	Particulars	Educational Project Funds		
		CED- Foreign Rs.	CED- Indian Rs.	Total Rs.
2,031,810	As at 01/04/2014	34,679	117,551	152,230
80,000	Add: Contribution to the Projects	-	-	-
(1,959,580)	Less: Amounts Expended, net	(34,679)	(4,168)	(38,847)
-	Add: Transferred from Inc. & Exp.	-	-	-
<u>152,230</u>	<u>As at 31/03/2015</u>	<u>-</u>	<u>113,383</u>	<u>113,383</u>

CENTRE FOR EDUCATION & DOCUMENTATION

SCHEDULE 2: FIXED ASSETS FUNDS

(Utilised but value as per contra in Schedule 3)

<i>As at</i> <i>31/3/2014</i> <i>Rs.</i>	Particulars	Foreign Rs.	Indian Rs.	<i>As at</i> <i>31/03/2015</i> <i>Rs.</i>
1,310,583	As at 01/04/2014	660,184	559,388	1,219,572
83,300	Add: Assets purchased during the year	-	-	-
(2,750)	Less: Assets sold during the year	-	(36,000)	(36,000)
(171,561)	Less: Notional Depreciation for the year	(79,304)	(64,834)	(144,138)
<u>1,219,572</u>	<u>As at 31/03/2015</u>	<u>580,880</u>	<u>458,554</u>	<u>1,039,434</u>



CENTRE FOR EDUCATION & DOCUMENTATION


SCHEDULE 3 : FIXED ASSETS

Particulars	As at 01/04/2014 Rs.	Additions Rs.	Assets Liquidated Rs.	Deductions Rs.	Depreciation (Notional) Rs.	As at 31/03/2015 Rs.
<u>BUILDING</u>						
Foreign A/c						
Library Premises	367,185				(36,719)	330,466
Indian A/c						
Library Premises	9,338				(934)	8,404
Library Premises	230,599				(23,060)	207,539
Total (I)	607,122	-	-	-	(60,713)	546,409
<u>FURNITURE & FIXTURES</u>						
Foreign A/c						
Furniture & Fixtures	27,288				(2,729)	24,559
Indian A/c						
Furniture & Fixtures	33,551				(3,355)	30,196
Total (II)	60,839	-	-	-	(6,084)	54,755
<u>OTHER FIXED ASSETS</u>						
Foreign A/c						
Office Equipments	258,006				(38,701)	219,305
Vehicles	7,056				(1,058)	5,998
Library Equipments	649				(97)	552
Indian A/c						
Office Equipments	207,877				(31,182)	176,695
Vehicles	75,895		(36,000)		(5,984)	33,911
Video Equipments	1,508				(226)	1,282
Generator & Misc. Equipments	620				(93)	527
Total (III)	551,611	-	(36,000)	-	(77,341)	438,270
Total (Foreign&Indian)	1,219,572	-	(36,000)	-	(144,138)	1,039,434

Note : These assets have either been charged to expenses or are written off.


OTHER FIXED ASSETS (LWR Project)

Particulars	As at 01/04/2014 Rs.	Additions Rs.	Assets Liquidated Rs.	Deductions Rs.	Depreciation (Actual) Rs.	As at 31/03/2015 Rs.
Indian A/c						
Vehicle	-	812,309			(121,846)	690,463
Total	-	812,309	-	-	(121,846)	690,463




CENTRE FOR EDUCATION & DOCUMENTATION

<i>As at</i> 31/03/2014 <i>Rs.</i>	Particulars	<i>As at</i> 31/03/2015 <i>Rs.</i>
SCHEDULE 4 : INVESTMENTS		
<u>A. INVESTMENTS MADE FROM THE SALE</u>		
<u>PROCEEDS OF 'GEETANJALI':</u>		
1,341,208	Bank of Baroda FD.	1,141,208
1,538,792	Templeton India Short Term Fund	1,538,792
1,411,000	SBI Bank FD.	138,689
-	Pru ICICI MIP 25 Fund	362,311
-	UTI CRTS 81 Fund	1,110,000
		4,291,000
<u>B. SPECIAL CORPUS FUND (F)</u>		
466,786	Templeton India Short Term Fund	466,786
683,482	Bank of Baroda FD.	683,482
50,000	HDFC Money Manager Fund	50,000
		1,200,268
<u>C. SPECIAL CORPUS FUND (I)</u>		
1,320,498	UTI CRTS 81 Fund	1,320,498
500,000	HDFC Top 200 Fund	-
2,302,456	Birla Monthly Income Fund	431,637
621,990	HDFC Money Manager Fund	-
86,859	Bank of Baroda FD.	-
-	HDFC MIP DP Fund	1,917,180
-	HDFC Yield Fund	162,488
-	Birla SL Top 100 Fund	1,000,000
		4,831,803
<u>D. GENERAL CORPUS FUND</u>		
3,000,000	DSP Equity Fund	2,103,043
12,964	HDFC Money Manager Fund	-
-	Pru ICICI MIP 25 Fund	496,646
-	HDFC Yield Fund	670,512
257,237	Bank of Baroda FD.	-
		3,270,201
<u>E. SU-CED CORPUS FUND</u>		
8,310	Bank of Baroda FD.	8,310
26,730	Birla Monthly Income Plan Fund	26,730
247,169	Templeton India Short Term Fund	247,169
		282,209
<u>F. SIR DORABJI TATA TRUST-CED FUND.</u>		
1,000,000	HDFC Top 200 Fund	-
1,039,502	UTI CRTS 81 Fund	1,039,502
2,468,189	Birla Monthly Income Fund	2,468,189
547,235	Templeton India Short Term Fund	547,235
1,593,683	HDFC Money Manager Fund	-
-	HDFC MIP DP Fund	2,916,330
322,647	Bank of Baroda FD.	-
		6,971,256
<u>G. STAFF SOCIAL SECURITY FUND</u>		
55,000	Bank of Baroda FD.	-
650,000	Templeton India Short Term Fund	650,000
-	HDFC Yield Fund	167,000
600,000	HDFC Money Manager Fund	488,000
		1,305,000
<u>H. OTHER INVESTMENTS:</u>		
24,050	Templeton India Short Term Fund	24,050
11,893	SBI Bank FD.	111,946
22,433	HDFC Top 200 Fund	-
1,964	DSP Equity Fund	-
-	Pru ICICI MIP 25 Fund	38,043
494,000	HDFC Money Manager Fund	6,000
		180,039
22,706,077	Total	22,331,776



CENTRE FOR EDUCATION & DOCUMENTATION

<i>As at</i> 31/03/2014 Rs.	Particulars		<i>As at</i> 31/03/2015 Rs.
<u>SCHEDULE 5 : CASH & BANK BALANCES</u>			
<u>A. SAVINGS BANK ACCOUNTS :</u>			
<u>Foreign A/c</u>			
<u>a. Bank of Baroda</u>			
149546	A/c 16894 (03910100001237)	27,549	
6492	b. <u>Canara Bank A/c 5707</u>	-	27,549
<u>Indian A/c</u>			
<u>a. Bank of Baroda:</u>			
318440	i) A/c 16893 (03910100001236)	118,931	
22795	ii) A/c 95303 (06650100005788)	6,564	
14893	b. <u>HDFC A/c 91000052605</u>	14,315	
10279	c. <u>ICICI Bank A/c 623501144156</u>	11,051	150,861
<u>S.S.S.A/c</u>			
9075	BOB A/c 50676 (03910100002439)		31,094
<u>B. CASH ON HAND:</u>			
<u>531520</u>	Total		<u>209,504</u>



CENTRE FOR EDUCATION & DOCUMENTATION

Registered No.: F-4771 (MUM)

INCOME & EXPENDITURE A/C FOR THE YEAR ENDED ON 31ST MARCH, 2015

EXPENDITURE		Amount	Amount	INCOME		Amount	Amount
To	Expenditure in respect of properties :-			By	Rent		
	Rates, Taxes, Cess etc :	71,817					153,522
	Repairs and Maintenance	179,718		By	Interest :-		
	Depreciation	-	251,535		On Securities		
To	Establishment Expenses :-				On Loans		
					On Bank Account	153,522	
To	Remuneration to trustees *			-	By	Dividend & Income on Investments	3,029,527
To	Remuneration (in case of a math) to the head of the math including his household expenditure,if any			-	By	Donations in Cash or Kind	
To	Legal Expenses				By	Grants	220,000
To	Audit Fees		17,978	By	Income from other sources :- (Schedule I)		245,971
To	Contribution to charity Commissioner			By	Withdrawal from Fund	1,511,158	
To	Amount written off :-			Add:	Additions To Fund	(1,472,311)	38,847
	(a) Bad Debts						
	(b) Loan Scholarship						
	(c) Irrecoverable Rents						
	(d) Other Items						
To	Miscellaneous Expenses						
To	Depreciation						
To	Amount transferred to Reserve or Specific Funds						
To	Expenditure on Objects of the trust :-		3,417,734				
	(a) Religious:-						
	(b) Educational (Schedule II)	3,417,734					
	(c) Medical Aid						
	(d) Relief of Poverty						
	(e) Other Charitabl Objects:-						
To	Carried over to Balance Sheet		619				
	Total Rs.		3,687,867			Total Rs.	3,687,867

* While no remuneration is paid to trustee for doing work of the trust, some trustees are engaged full time in the educational activities, thus as per employment contract they have been charged as per project activities and to expenditure on objects of the trust to the extent of Rs. 875448/-.


As per our report of even date

For NBS & CO
CHARTERED ACCOUNTANTS



DEVIDAS V.BHAT
PARTNER.
(MEM.NO.48094)

CENTRE FOR EDUCATION & DOCUMENTATION



PLACE: MUMBAI


DATED: 24th September 2015



CENTRE FOR EDUCATION & DOCUMENTATION

<u>Particulars</u>	<u>As at</u> <u>31/03/2015</u> <u>Rs.</u>
<u>SCHEDULE I : Income from other sources</u>	
Documentation	3,110
CED Publications	5,521
Subscription- Board Member	70
Other Assets	36,000
Misc. Income	1,270
Spealised Services	200,000
Total	245,971

<u>Particulars</u>	<u>As at</u> <u>31/03/2015</u> <u>Rs.</u>
<u>SCHEDULE:- II : Expenditure on objects of the trust: Educational</u>	
To Library Books & Educational Material	-
To Subscription & Doc. Expenses	12,002
To Electricity	63,100
To Seminars & Workshops	13,488
To Telephones & Postage	22,393
To Internet- Broadband	109,589
To Salaries & Stipend	1,469,764
To Consultation/Professional Charges	1,262,700
To Stationery & Consumables	3,301
To Outstation Expenses	106,024
To Travel Expenses	6,610
To Office Expenses	53,561
To Vehicle Expenses	53,498
To Library/Office Equipments	-
To Computer & Equipment Expenses	111,237
To Bank charges/Misc. Exp.	8,621
To Depreciation	121,846
Total	3,417,734



CENTRE FOR EDUCATION AND DOCUMENTATION


RECEIPT AND PAYMENT ACCOUNT FOR THE YEAR ENDED 31st MARCH 2015

Previous Year Rs.	Receipts	Current Year Rs.	Previous Year Rs.	Payments	Current Year Rs.
	To Opening Balance :		97,897	By Rent Rates & Taxes	71,817
	In Savings Bank Accounts:		102,408	By Repairs & Maintenance	179,718
	a. Bank of Baroda		17,263	By Telephone & Postage	22,393
197,105	1) A/c 16894 (03910100001237) 149,546		123,284	By Internet- Broadband	109,589
7,305	2) A/c 16893 (03910100001236) 318,440		52,795	By Electricity	63,100
6,018	3) A/c 95303 (06650100005788) 22,795		2,922	By Bank Charges/Misc. Exp.	8,621
8,667	4) A/c 50676 (03910100002439) 9,075	499,857	306,898	By Consultation/Professional Exp.	1,262,700
6,492	b. Canara Bank A/c 5707 6,492		9,789	By Stationery & Consumables	3,301
15,649	c. HDFC Bank A/c. 14,893		2,087,201	By Salaries & Stipend	1,469,704
10,277	d. ICICI Bank a/c 623501144156 10,279		40,042	By Seminars & Workshops	13,488
-	e. Cash in hand -		87,229	By Outstation Expenses	106,024
466,009	To Dividends 418,040		28,274	By Subscription & Doc. Expenses	12,002
215,911	To Interests 153,522		3,811	By Library Books & Educational Material	-
529,814	To Income on Investments 2,611,487		22,023	By Audit Fees	17,978
-	To Miscellaneous incomes 1,270		24,838	By Travel Expenses	6,610
-	To Specialised Services 200,000		40,278	By Office Expenses	53,561
28,935	To Documentation Services 3,110		58,544	By Vehicle Expenses	53,498
6,970	To Library Subscription -		30,388	By Computer & Equipment Exp.	111,237
320	To Subscription- Board Members 70		83,300	By Library/Office Equipment	-
8,605	To Publication Reimb. 5,521		25,641	By Tax Deducted At Source	39,596
700	To Edu. publication & Distribution -		-	By Vehicle	812,309
1,500	To Library Deposit 2,000			By Closing Balance:	
2,090,109	To Investments (Net) 374,301			In Savings Bank Accounts:	
-	To Donations- General -			a. Bank of Baroda	
80,000	To Grant From LAYA 80,000		149,546	1) A/c 16894 (03910100001237) 27,549	
-	To Grant From CWS-KICS 40,000		318,440	2) A/c 16893 (03910100001236) 118,931	
-	To Grant From Kapavriksha 100,000		22,795	3) A/c 95303 (06650100005788) 6,564	
93,210	To Refund of TDS on Investment 69,970		9,075	4) A/c 50676 (03910100002439) 31,094	
2,750	To Other Assets 36,000		6,492	b. Canara Bank A/c 5707 -	
			14,893	c. HDFC Bank A/c 91000052605 14,315	
			10,279	d. ICICI Bank a/c 623501144156 11,051	209,504
			-	e. Cash in hand -	-
3,776,346		4,626,810	3,776,346		4,626,810

We have examined the above Receipts and Payments Account with the Cash Book and Vouchers relating thereto and hereby report the same to be correct.

For CENTRE FOR EDUCATION & DOCUMENTATION

NBS & CO.
CHARTERED ACCOUNTANTS



(Signature)

Devdas Bhat

Partner
Mem. No. 48094



MUMBAI

DATED: 24th September 2015