

THE BOMBAY PUBLIC TRUSTS ACT, 1950
SCHEDULE - VIII
CENTRE FOR EDUCATION & DOCUMENTATION

Registered No.: F-4771 (MUM)

BALANCE SHEET AS AT 31st MARCH 2016

As at 31/03/2015 Rs.	FUNDS & LIABILITIES	As at 31/03/2016 Rs.	As at 31/03/2015 Rs.	PROPERTY & ASSETS	As at 31/03/2016 Rs.
	TRUSTS FUNDS OR CORPUS:			IMMOVABLE PROPERTIES:- (At Cost)	
	CORPUS FUNDS:		546,409	LAND & BUILDING: (Refer Schedule 3)	
4,291,000	a. Geetanjali Corpus Fund	4,291,000		Balance as per last Balance sheet	546,409
3,270,201	b. General Corpus Fund	3,270,201		Add: Reconciliation	810,425
1,200,268	c. Special Corpus Fund (F)	1,200,268			1,356,834
4,831,803	d. Special Corpus Fund (I)	4,831,803		Less: Sales during the year	-
282,209	e. SU-CED Corpus Fund (F)	282,209		Depreciation upto date (Notiona)	54,641
6,971,256	f. Sir Dorabji Tata Trust-CED Corpus Fund	6,971,256			1,302,193
199,000	g. Life Membership Fund	199,000	54,755	FURNITURE & FIXTURES: (Refer Schedule 3)	
365,841	h. Publication Corpus Fund	365,841		Balance as per last Balance sheet	54,755
				Add: During the year	-
					54,755
				Less: Sales during the year	-
				Depreciation upto date (Notiona)	5,476
					49,279
	TRUST FUNDS:		438,270	OTHER FIXED ASSETS:- (Refer Schedule 3)	
113,383	Earmarked Project Fund: (Refer Schedule 1)	68,299		Balance as per last Balance sheet	438,270
1,536,094	Staff Social Security Fund: 1,536,094	1,536,094		Add: During the year	-
	Add- Trf. from Inc. & Exp. (326)	1,535,768			438,270
				Less: Sales during the year	-
				Depreciation upto date (Notiona)	65,741
1,039,434	Fixed Assets Fund: (Refer Schedule 2)	1,724,001			372,529
					1,724,001
	- LOANS (SECURED OR UNSECURED):			OTHER FIXED ASSETS- LWR Project :- (Refer Schedule 3)	
	From Trustees	-	690,463	Balance as per last Balance sheet	690,463
	From Others	-		Add: During the year	-
					690,463
				Less: Sales during the year	-
				Depreciation upto date	103,569
					586,894
	LIABILITIES		22,331,776	INVESTMENTS: (Refer Schedule 4)	22,484,763
	- For Expenses	-			
	- For Advances	-		- LOANS(SECURED OR UNSECURED):	
	<u>For Rent & Other Deposit</u>			Loans Scholarship	-
269,619	Library Deposits 271,619	271,619		Other Loans	-
	- Rent Deposits	-			
	- For Sundry credit balances	-		8,348 ADVANCES:	
		271,619		To Trustees	-
				To Employees	-
				To Contractors	-
				To Lawyers	-
				To Others: CC Avenue	2,000
				To Others: BSNL Telephone Deposit	5,000
					7,000
				- INCOME OUTSTANDING:	
				Rent	-
				Interest	-
				Other Income	-
	- ADVANCES:				
	- INCOME & EXPENDITURE A/C:			90,583 TAX DEDUCTED AT SOURCE:	104,124
				209,504 CASH & BANK BALANCES: (Refer Schedule 5)	104,482
				- FIXED DEPOSITS:	
24,370,108	TOTAL	25,011,264	24,370,108	TOTAL	25,011,264

The above Balance Sheet to the best of our knowledge and belief contains a true and fair view of the Trust Funds and Liabilities and Property and Assets of the Trust.

For CENTRE FOR EDUCATION & DOCUMENTATION

MUMBAI
DATED: 23 SEPT. 2016



[Signature]
TRUSTEE



NBS & CO.
CHARTERED ACCOUNTANTS

[Signature]
Devdas Bhat
Partner
Mem. No. 48094

CENTRE FOR EDUCATION & DOCUMENTATION

SCHEDULE 1 : EARMARKED PROJECT FUNDS


<i>As at</i> <i>31/03/2015</i> <i>Rs.</i>	Particulars	Educational Project Funds		
		CED- Foreign Rs.	CED-Indian Rs.	Total at at 31/03/2016 Rs.
152,330	As at 01/04/2015	-	113,383	113,383
	- <u>Add:</u> Contribution to the Projects	-	10,000	10,000
(38,847)	<u>Less:</u> Amounts Expended, net	-	(55,085)	(55,085)
	- <u>Add:</u> Transferred from Inc. & Exp.	-	-	-
<u>113,483</u>	As at 31/03/2016	<u>-</u>	<u>68,299</u>	<u>68,299</u>

CENTRE FOR EDUCATION & DOCUMENTATION

SCHEDULE 2 : FIXED ASSETS FUNDS

(Utilised but value as per contra in Schedule 3)

<i>As at</i> <i>31/03/2015</i> <i>Rs.</i>	Particulars	Foreign Rs.	Indian Rs.	As at 31/03/2016 Rs.
1,219,572	As at 01/04/2015	580,880	458,554	1,039,434
	- <u>Add:</u> Assets purchased during the year	-	-	-
	- <u>Add:</u> Land (Reconciled value)			810,425
(36,000)	<u>Less:</u> Assets sold during the year	-	-	-
(144,138)	<u>Less:</u> Notional Depreciation for the year	(69,382)	(56,476)	(125,858)
<u>1,039,434</u>	As at 31/03/2016	<u>511,498</u>	<u>402,078</u>	<u>1,724,001</u>



CENTRE FOR EDUCATION & DOCUMENTATION


SCHEDULE 3 : FIXED ASSETS

Particulars	As at 01/04/2015 Rs.	Additions Rs.	Assets Liquidated Rs.	Deductions Rs.	Depreciation (Notional) Rs.	As at 31/03/2016 Rs.
<u>BUILDING</u>						
Foreign A/c						
Library Premises- Ban	330,466				(33,047)	297,419
Indian A/c						
Library Premises-Bom	8,404				(840)	7,564
Library Premises-Ban	207,539				(20,754)	186,785
Land (Reconciled value)		810425			-	810,425
Total (I)	546,409	810,425	-	-	(54,641)	1,302,193
<u>FURNITURE & FIXTURES</u>						
Foreign A/c						
Furniture & Fixtures	24,559				(2,456)	22,103
Indian A/c						
Furniture & Fixtures	30,196				(3,020)	27,176
Total (II)	54,755	-	-	-	(5,476)	49,279
<u>OTHER FIXED ASSETS</u>						
Foreign A/c						
Office Equipments	219,305				(32,896)	186,409
Vehicles	5,998				(900)	5,098
Library Equipments	552				(83)	469
Indian A/c						
Office Equipments	176,695	-			(26,504)	150,191
Vehicles	33,911		-	-	(5,087)	28,824
Video Equipments	1,282				(192)	1,090
Gen. & Misc. Equipments	527				(79)	448
Total (III)	438,270	-	-	-	(65,741)	372,529
Total (Foreign&Indian)	1,039,434	810,425	-	-	(125,858)	1,724,001

Note : These assets have either been charged to expenses or are written off.


OTHER FIXED ASSETS **(LWR Project)**

Particulars	As at 01/04/2015 Rs.	Additions Rs.	Assets Liquidated Rs.	Deductions Rs.	Depreciation (Actual) Rs.	As at 31/03/2016 Rs.
Indian A/c						
Vehicle	690,463	-			(103,569)	586,894
Total	690,463	-	-	-	(103,569)	586,894




CENTRE FOR EDUCATION & DOCUMENTATION

<i>As at</i> 31/03/2015 <i>Rs.</i>	Particulars		<i>As at</i> 31/03/2016 <i>Rs.</i>
<u>SCHEDULE 4 : INVESTMENTS</u>			
<u>A. INVESTMENTS MADE FROM THE SALE</u>			
<u>PROCEEDS OF 'GEETANJALI' :</u>			
1,141,208	Bank of Baroda FD.	-	
1,538,792	Templeton India Short Term Fund	389,917	
138,689	SBI Bank FD.	-	
362,311	Pru ICICI MIP 25 Fund	400,354	
-	Birla SL Top 100 Fund	380,000	
-	Birla SL Frontline Fund	224,961	
-	Franklin India Bluechip Fund	703,374	
1,110,000	UTI CRTS 81 Fund	2,192,394	4,291,000
<u>B. SPECIAL CORPUS FUND (F)</u>			
466,786	Templeton India Short Term Fund	466,786	
683,482	Bank of Baroda FD.	83,482	
-	HDFC Banking & PSU Fund	600,000	
50,000	IDFC Money Manager Fund	50,000	1,200,268
<u>C. SPECIAL CORPUS FUND (I)</u>			
1,320,498	UTI CRTS 81 Fund	1,320,498	
431,637	Birla Monthly Income Fund	-	
1,917,180	IDFC MIP DP Fund	1,917,180	
162,488	HDFC Yield Fund	162,488	
-	Birls SL Frontline Fund	431,637	
1,000,000	Birls SL Top 100 Fund	1,000,000	4,831,803
<u>D. GENERAL CORPUS FUND</u>			
2,103,043	DSP Equity Fund	302,793	
496,646	Pru ICICI MIP 25 Fund	496,646	
670,512	HDFC Yield Fund	670,512	
-	UTI CRTS 81 Fund	1,800,250	3,270,201
<u>E. SU-CED CORPUS FUND</u>			
8,310	Bank of Baroda FD.	8,310	
26,730	Birla Monthly Income Plan Fund	26,730	
247,169	Templeton India Short Term Fund	247,169	282,209
<u>F. SIR DORABJI TATA TRUST-CED FUND.</u>			
1,039,502	UTI CRTS 81 Fund	1,039,502	
2,468,189	Birla Monthly Income Fund	-	
547,235	Templeton India Short Term Fund	-	
-	Birla SL Frontline Equity Fund	2,468,189	
-	Franklin India Bluechip Fund	547,235	
2,916,330	IDFC MIP DP Fund	2,916,330	6,971,256
<u>G. STAFF SOCIAL SECURITY FUND</u>			
650,000	Templeton India Short Term Fund	-	
167,000	HDFC Yield Fund	167,000	
-	Franklin India Bluechip Fund	650,000	
488,000	IDFC Money Manager Fund	488,000	1,305,000
<u>H. OTHER INVESTMENTS :</u>			
24,050	Templeton India Short Term Fund	24,050	
111,946	SBI Bank FD.	11,893	
38,043	Pru ICICI MIP 25 Fund	-	
-	Franklin India Bluechip Fund	48,519	
-	UTI CRTS 81 Fund	114,356	
-	BOB FD	128,208	
6,000	IDFC Money Manager Fund	6,000	333,026
22,331,776	Total		22,484,763



CENTRE FOR EDUCATION & DOCUMENTATION

<i>As at</i> 31/03/2015 Rs.	Particulars	<i>As at</i> 31/03/2016 Rs.
<u>SCHEDULE 5 : CASH & BANK BALANCES</u>		
<u>A. SAVINGS BANK ACCOUNTS :</u>		
<u>Foreign A/c</u>		
a. <u>Bank of Baroda</u>		
27549	A/c 16894 (03910100001237)	742
-	b. <u>Canara Bank A/c 5707</u>	-
		<u>742</u>
<u>Indian A/c</u>		
a. <u>Bank of Baroda:</u>		
118931	i) A/c 16893 (03910100001236)	13,342
6564	ii) A/c 95303 (06650100005788)	32,969
14315	b. <u>HDFC A/c 91000052605</u>	15,180
11051	c. <u>ICICI Bank A/c 623501144156</u>	11,482
		<u>72,972</u>
<u>S.S.S.A/c</u>		
31094	BOB A/c 50676 (03910100002439)	30,768
<u>B. CASH ON HAND:</u>		
<u>209504</u>	Total	<u>104,482</u>



CENTRE FOR EDUCATION AND DOCUMENTATION
RECEIPT AND PAYMENT ACCOUNT FOR THE YEAR ENDED 31st MARCH 2016

Previous Year Rs.	Receipts	Current Year Rs.	Previous Year Rs.	Payments	Current Year Rs.
	To Opening Balance :		71,817	By Rent Rates & Taxes	80,295
	In Savings Bank Accounts:		179,718	By Repairs & Maintenance	245,215
	a. Bank of Baroda		22,393	By Telephone & Postage	20,523
149,546	1) A/c 16894 (03910100001237) 27,549		109,589	By Internet- Broadband	73,199
318,440	2) A/c 16893 (03910100001236) 118,931		63,100	By Electricity	23,666
22,795	3) A/c 95303 (06650100005788) 6,564		8,621	By Bank Charges/Misc. Exp.	2,792
9,075	4) A/c 50676 (03910100002439) 31,094	184,138	1,262,700	By Consultation/Professional Exp.	1,294,783
6,492	b. Canara Bank A/c 5707 -	-	3,301	By Stationery & Consumables	1,400
14,893	c. HDFC Bank A/c. 14,315	14,315	1,469,764	By Salaries & Stipend	1,670,188
10,279	d. ICICI Bank a/c 623501144156 11,051	11,051	13,488	By Seminars & Workshops	-
-	e. Cash in hand -	-	106,024	By Outstation Expenses	4,142
-	To Donations- General 10,000	10,000	12,002	By Subscription & Doc. Expenses	12,525
100,000	To Grant From Kapavriksha 163,500	163,500	-	By Library Books & Educational Material	-
80,000	To Grant From LAYA -	-	17,978	By Audit Fees	20,064
40,000	To Grant From CWS-KICS -	-	6,610	By Travel Expenses	16,230
418,040	To Dividends 2,370,804	2,370,804	53,561	By Office Expenses	13,423
153,522	To Interests 218,529	218,529	53,498	By Vehicle Expenses	20,009
2,611,487	To Income on Investments 716,125	716,125	111,237	By Computer & Equipment Exp.	75,887
1,270	To Miscellaneous incomes -	-	-	By Library/Office Equipment	-
200,000	To Specialised Services -	-	39,596	By Tax Deducted At Source	20,611
3,110	To Documentation Services 650	650	812,309	By Vehicle	-
-	To Library Subscription -	-	-	By Investments (Net)	152,987
70	To Subscription- Board Members -	-		By Closing Balance:	
5,521	To Publication Reimb. 670	670		In Savings Bank Accounts:	
-	To Edu. publication & Distribution -	-		a. Bank of Baroda	
-	To Rent collections 152,221	152,221	27,549	1) A/c 16894 (03910100001237) 742	
2,000	To Library Deposit 2,000	2,000	118,931	2) A/c 16893 (03910100001236) 13,342	
374,301	To Investments (Net) -	-	6,564	3) A/c 95303 (06650100005788) 32,969	
69,970	To Refund of TDS on Investment 7,070	7,070	31,094	4) A/c 50676 (03910100002439) 30,768	
36,000	To Other Assets -	-	-	b. Canara Bank A/c 5707 -	
-	To CC Avenue deposit 1,348	1,348	14,315	c. HDFC Bank A/c 91000052605 15,180	
			11,051	d. ICICI Bank a/c 623501144156 11,482	104,482
			-	e. Cash in hand -	-
4,626,810		3,852,421	4,626,810		3,852,421

We have examined the above Receipts and Payments Account with the Cash Book and Vouchers relating thereto and hereby report the same to be correct.

For CENTRE FOR EDUCATION & DOCUMENTATION

NBS & CO.
 CHARTERED ACCOUNTANTS

MUMBAI
 DATED: 23 SEPT 2016



[Signature]
 TRUSTEE



[Signature]

Devdas Bhat
 Partner
 Mem. No. 48094

THE BOMBAY PUBLIC TRUSTS ACT, 1950

SCHEDULE-IX

CENTRE FOR EDUCATION & DOCUMENTATION

Registered No.: F-4771 (MUM)

INCOME & EXPENDITURE A/C FOR THE YEAR ENDED ON 31ST MARCH, 2016

EXPENDITURE	Amount		INCOME	Amount		(In Rs.)
	Amount	Amount		Amount	Amount	
To Expenditure in respect of properties :-			By Rent			152,221
Rates, Taxes, Cess etc :	80,295		By Interest :-			218,529
Repairs and Maintenance	245,215		On Securities			
Depreciation	-	325,510	On Loans			
			On Bank Account		218,529	
To Establishment Expenses :-						
To Remuneration to trustees *			By Dividend & Income on Investments			3,086,929
To Remuneration (in case of a math) to the head of the math including his household expenditure,if any			By Donations in Cash or Kind			-
To Legal Expenses			By Grants			163,500
To Audit Fees		20,064	By Income from other sources :- (Schedule I)			1,320
To Contribution to charity Commissioner			By Withdrawal from Fund		2,484,183	
To Amount written off :-			Add: Additions To Fund		(2,428,772)	55,411
(a) Bad Debts						
(b) Loan Scholarship						
(c) Irrecoverable Rents						
(d) Other Items						
To Miscellaneous Expenses						
To Depreciation						
To Amount transferred to Reserve or Specific Funds						
To Expenditure on Objects of the trust :-		3,332,336				
(a) Religious:-		-				
(b) Educational (Schedule II)	3,332,336					
(c) Medical Aid		-				
(d) Relief of Poverty		-				
(e) Other Charitabl Objects:-		-				
To Carried over to Balance Sheet						
Total Rs.		3,677,910	Total Rs.			3,677,910

* While no remuneration is paid to trustee for doing work of the trust, some trustees are engaged full time in the educational activities, thus as per employment contract they have been charged as per project activities and to expenditure on objects of the trust to the extent of Rs. 875448/-.

As per our report of even date

CENTRE FOR EDUCATION & DOCUMENTATION

For NBS & CO
CHARTERED ACCOUNTANTS


PLACE: MUMBAI

DATED : 23 SEP 2016



JOHN DSOUZA
TRUSTEE

DEVDAV V.BHAT
PARTNER.
(MEM.NO.48094)



CENTRE FOR EDUCATION & DOCUMENTATION

<u>Particulars</u>	<u>As at</u> <u>31/03/2016</u> <u>Rs.</u>
<u>SCHEDULE I : Income from other sources</u>	
Documentation	650
CED Publications	670
Total	1,320

<u>Particulars</u>	<u>As at</u> <u>31/03/2016</u> <u>Rs.</u>
<u>SCHEDULE:- II : Expenditure on objects of the trust: Educational</u>	
To Subscription & Doc. Expenses	12,525
To Electricity	23,666
To Telephones & Postage	20,523
To Internet- Broadband	73,199
To Salaries & Stipend	1,670,188
To Consultation/Professional Charges	1,294,783
To Stationery & Consumables	1,400
To Outstation Expenses	4,142
To Travel Expenses	16,230
To Office Expenses	13,423
To Vehicle Expenses	20,009
To Computer & Equipment Expenses	75,887
To Bank charges/Misc. Exp.	2,792
To Depreciation	103,569
Total	3,332,336

